



# Utica Community Schools

Michigan Merit Exam

Spring 2010



# Reaching Higher

**REACHING HIGHER**  
The UCS College Culture – *Aspire, Prepare, Achieve!*



DISTRICT VISION	DISTRICT MISSION	DISTRICT GOALS
All children have the right to a rigorous, high-quality education which meets their individual needs. UCS will respect, encourage and empower each and every student to acquire the necessary knowledge, skills and attitudes to be successful, contributing members of a diverse community and global society.	We are committed to exemplary teaching and learning in order for our students to be prepared for success in the 21st Century. We will achieve this commitment by engaging the entire community to focus on each child's achievement, with the expectation that every student will pursue some type of post-high school educational endeavor.	<ol style="list-style-type: none"> <li>By 2014, all students in the Utica Community Schools will meet or exceed proficiency standards in English language arts (reading and writing), math, science, social studies, fine arts and career and technical education, as identified by national, state and UCS standards.</li> <li>The school district will implement a world-class instructional program.</li> <li>Parent, business and community partnerships will be an integral part of student learning.</li> </ol>

- **Goal 1:**

By 2014, all students in the Utica Community Schools will meet or exceed proficiency standards in English language arts (reading and writing), math, science, social studies, fine arts and career and technical education, as defined by national, state and UCS standards.





# Michigan Department of Education High School Graduation Requirements for Class of 2011

- 4 credits – English Language Arts
- 4 credits – Mathematics (Algebra I, Geometry, Algebra II plus 1 additional Math related credit in senior year)
- 3 credits – Science (Biology, Chemistry or Physics plus 1 additional Science credit)
- 3 credits – Social Studies
- 1 credit – Physical Education & Health
- 1 credit – Visual, Performing, Applied Arts
- 2 credits – Languages other than English (Class of 2016)
- Online Learning Experience



## 2010 Michigan Merit Exam

- The MME includes ACT, WorkKeys (Math, Reading for Information & Locating Information) plus additional test items that cover Michigan curriculum standards.
- The MME assesses students in the areas of reading, writing, math, science and social studies
- This assessment was administered to all 11<sup>th</sup> graders and Spring 2010 was the fourth year of administration. UCS assessed 2,203 students.



## 2010 Michigan Merit Exam WorkKeys Certificate

- Students who score a level 3 or higher on the three WorkKeys assessments – Applied Mathematics, Locating Information, and Reading for Information – are issued a National Career Readiness Certificate.
- 2,001 UCS students qualified for a National Career Readiness Certificate. This represents 91% of the grade 11 students who participated in the WorkKeys assessments.





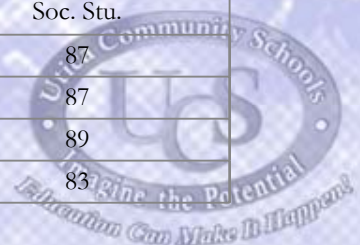
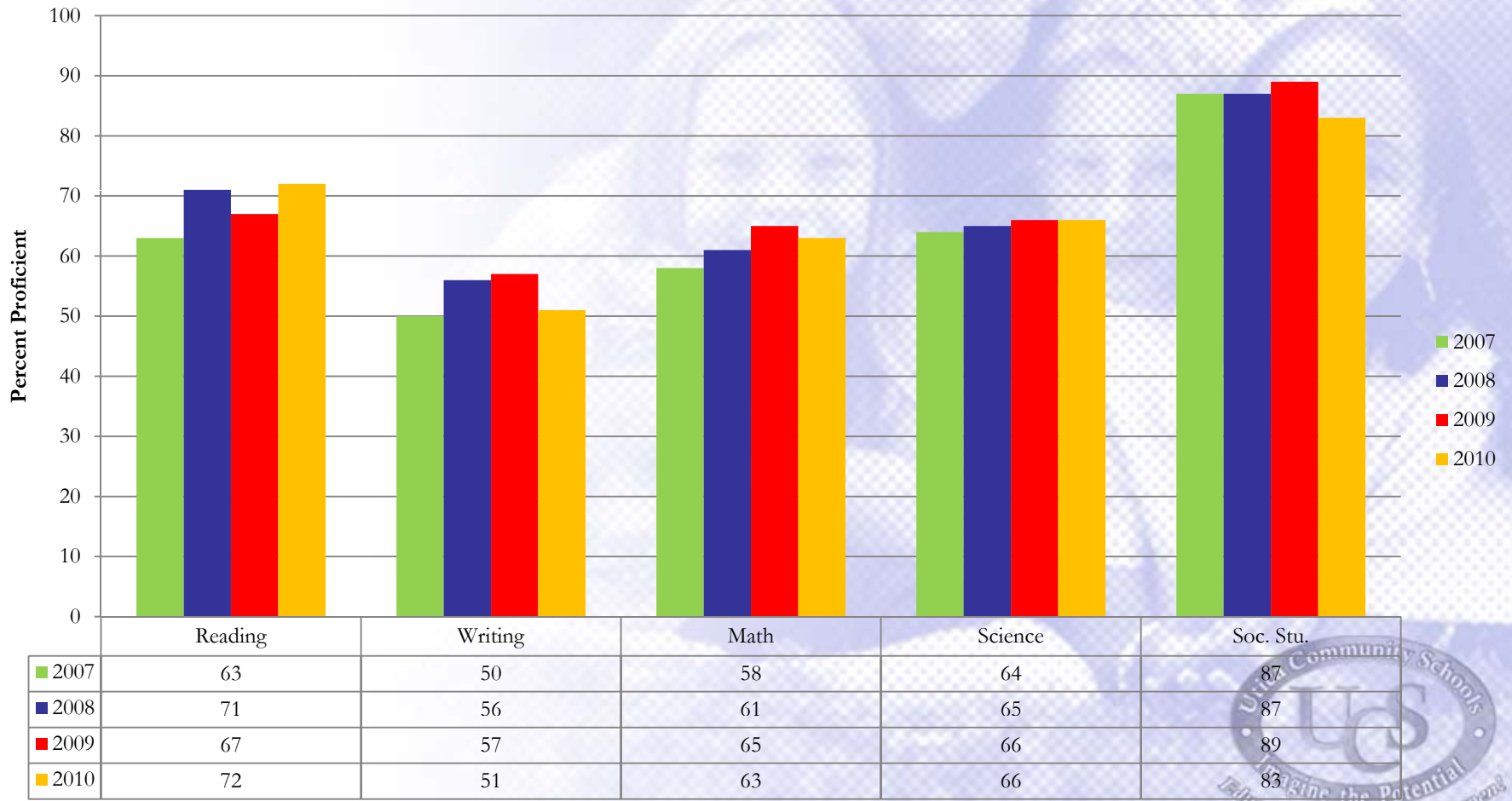
## 2010 Michigan Merit Exam UCS Trend Data

- Comparing 2007 to 2010 assessment scores, UCS increased in Reading, Writing, Math, Science and the ACT composite. Consistent with state and county data, UCS posted a slight decline in Social Studies (87% to 83%).
- The greatest growth for the district was in Reading (63% to 72%) over the last four years.
- The district ACT composite increased from 19.7 to 20.4 over the last four years.



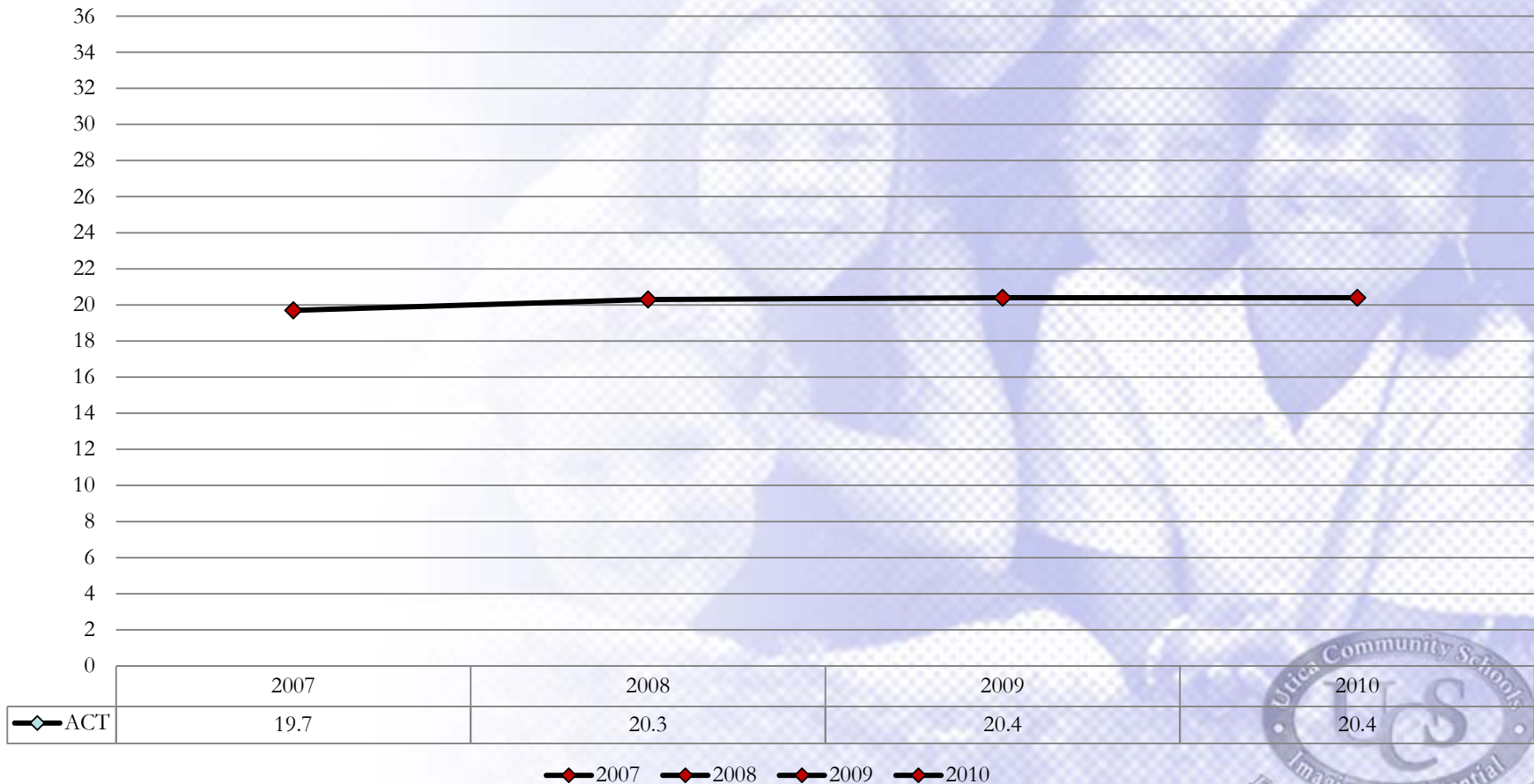
# 2010 Michigan Merit Exam UCS Trend Data

## UCS District Data



# 2010 Michigan Merit Exam UCS Trend Data

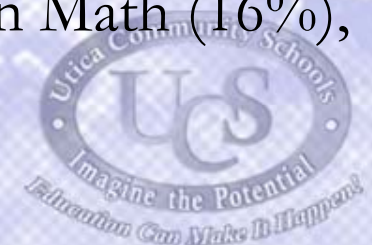
ACT Composite






## 2010 Michigan Merit Exam UCS Compared to State & County

- Utica Community Schools continues to have a higher percentage of students meeting or exceeding state standards on the MME than the State and Macomb County in all county areas.
- The number of UCS students scoring proficient in the assessed content areas were 4 to 13 percentage points above the state. Notable scores above the state averages were in Math (13%) and Science (8%).
- The number of UCS students scoring proficient in the assessed content areas were 6 to 16 percentage points above the county. Significant increases above the county averages were in Math (16%), Science (13%) and Writing (11%).



# 2010 Michigan Merit Exam UCS Comparisons

UCS Compared to State & County





# 2010 Michigan Merit Exam UCS Compared to Other Counties

Using the ACT composite Score for comparative purposes, Utica Community Schools' ACT composite score was above many high performing counties.

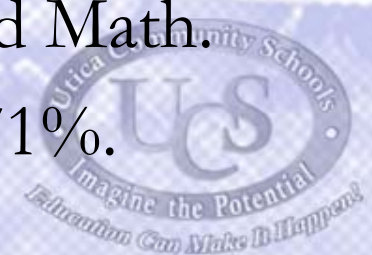
County	ACT Composite
Washtenaw	21.3
Livingston	20.5
<b>Utica Community Schools</b>	<b>20.4</b>
Oakland	20.3
Kent	19.9
Lapeer	19.3
Wayne	18.0





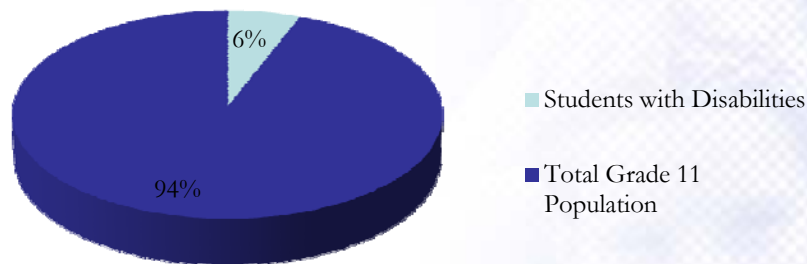
## 2010 Michigan Merit Exam UCS Subgroup Data

- Subgroup populations are reviewed by the state for achievement growth and include students with disabilities, ethnicity, economically disadvantaged and English language learners.
- Thirty or more students in one of the above categories make a population count as a subgroup when the state determines Adequate Yearly Progress. Subgroups are expected to meet the state's targets in ELA and Math.
- Targets for this year are Math 55% and ELA 71%.



# 2010 Michigan Merit Exam UCS Subgroup Data

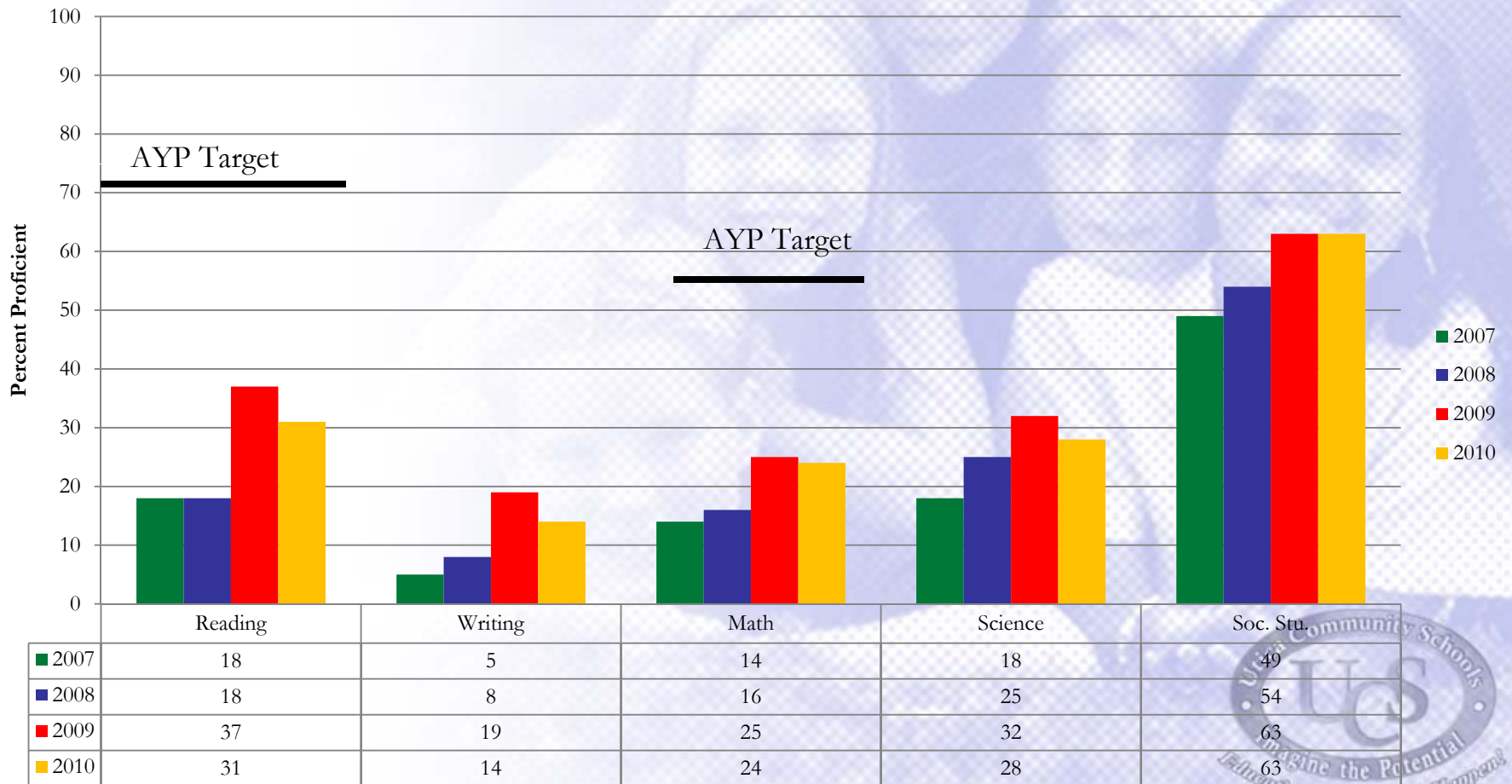
## Students with Disabilities Subgroup



The subgroup of students with disabilities represents 6% of the total grade 11 student population who tested on the Spring 2010 Michigan Merit Exam.

# 2010 Michigan Merit Exam UCS Subgroup Data

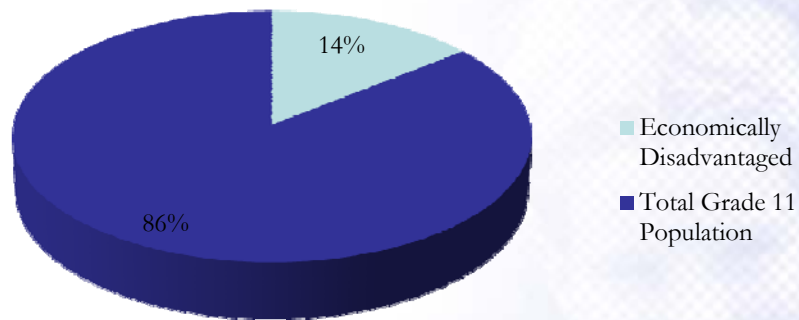
## UCS Students with Disabilities



AYP Targets: Reading 71% Math 55%

# 2010 Michigan Merit Exam UCS Subgroup Data

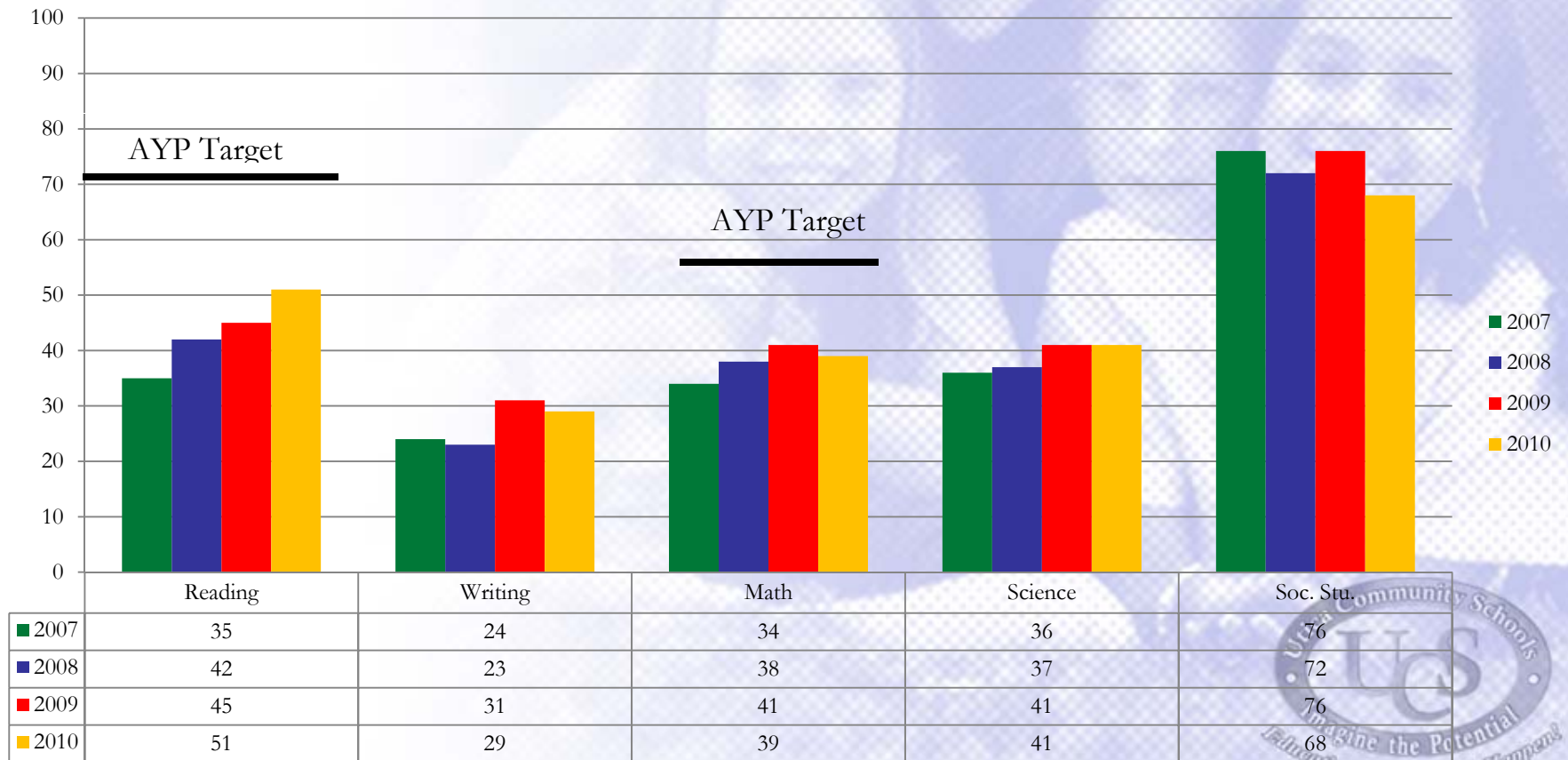
## Economically Disadvantaged Subgroup



The subgroup of economically disadvantaged represents 14% of the total grade 11 students population who tested on the Spring 2010 Michigan Merit Exam.

# 2010 Michigan Merit Exam UCS Subgroup Data


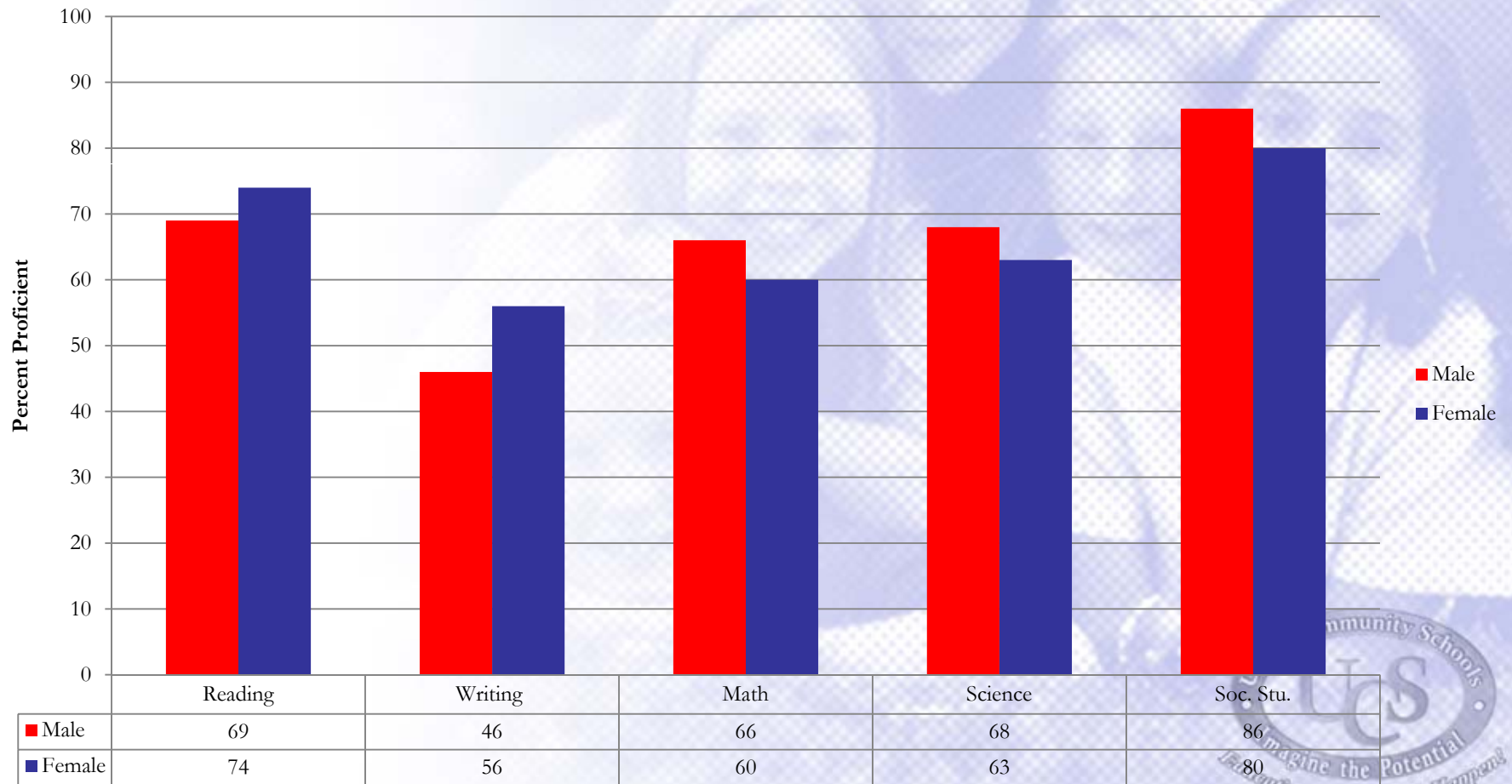
## UCS Economically Disadvantaged



AYP Targets: Reading 71% Math 55%

# 2010 Michigan Merit Exam UCS District Data - Gender

MME 2010 Gender





## 2010 Michigan Merit Exam UCS High School Data

- UCS high schools continued to lead Macomb County with their ACT composite scores.

1 <sup>st</sup>	Eisenhower	21.8
2 <sup>nd</sup>	Ford	20.7
5 <sup>th</sup>	Stevenson	19.8
7 <sup>th</sup>	Utica High	19.5

Macomb County has 44 schools taking the MME.

(This includes alternative education and charter schools.)



# 2010 Michigan Merit Exam UCS High School Data

## MME 2010 Reading

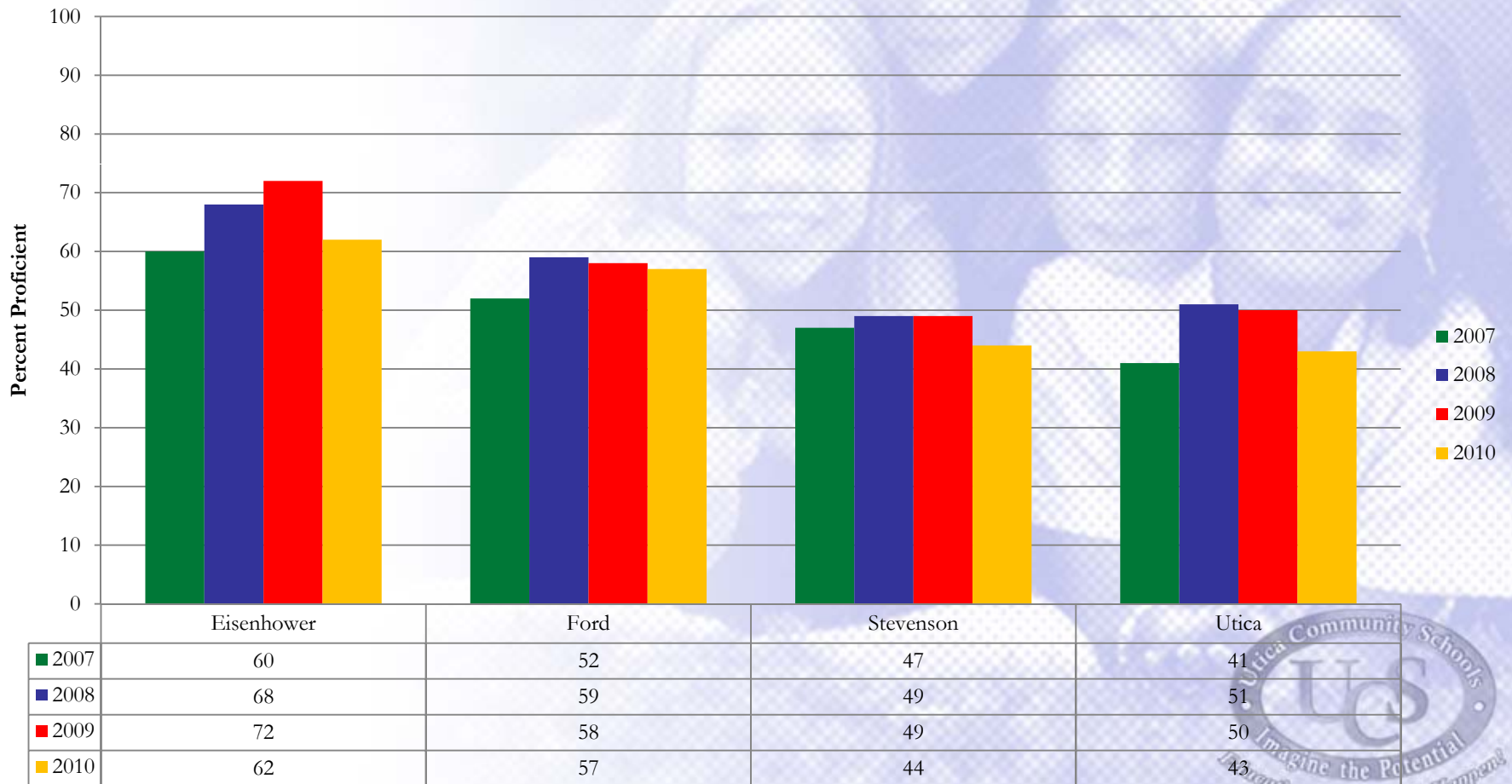


AYP Target: Reading 71%



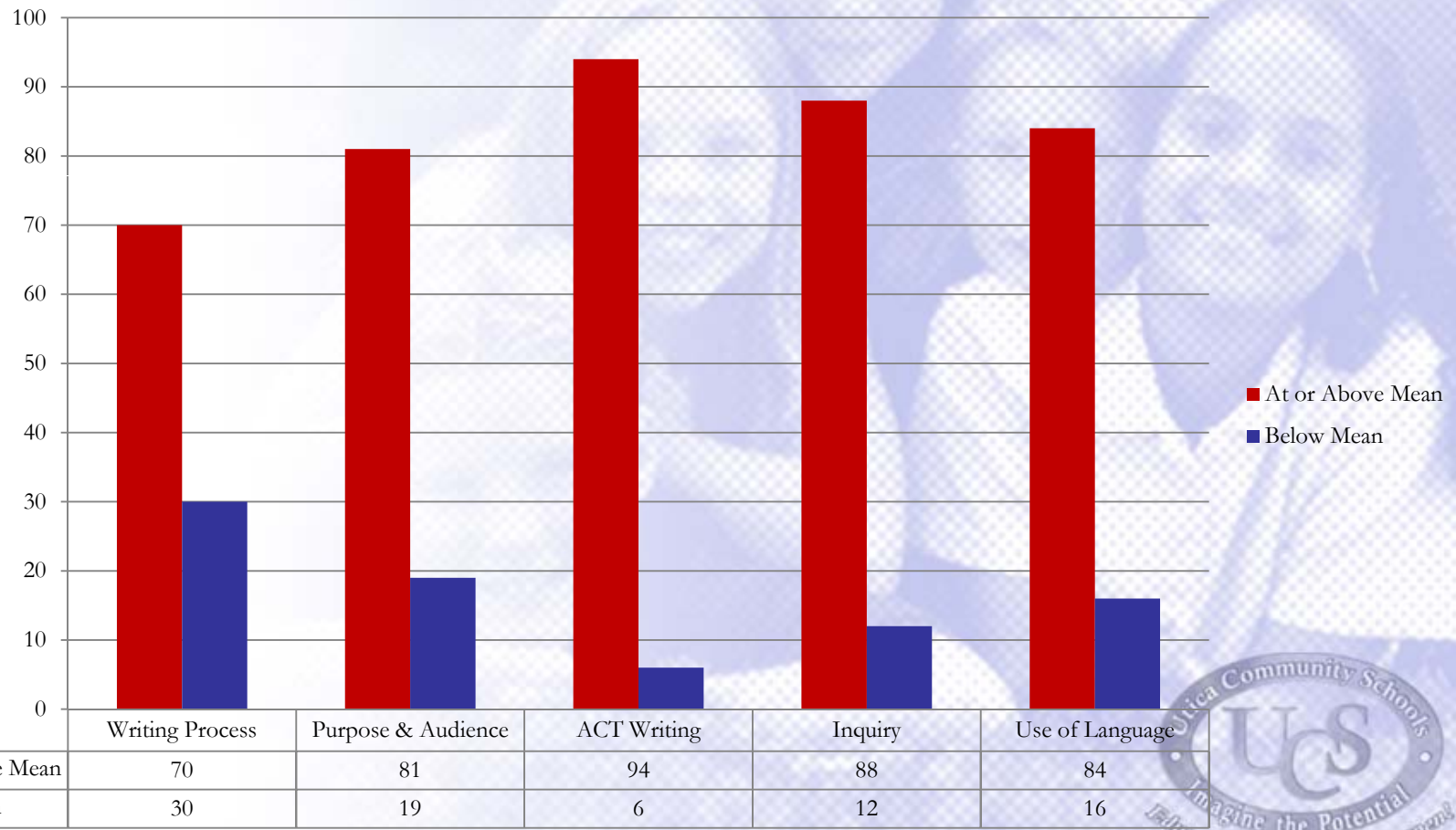
# 2010 Michigan Merit Exam UCS High School Data

## MME 2010 Writing



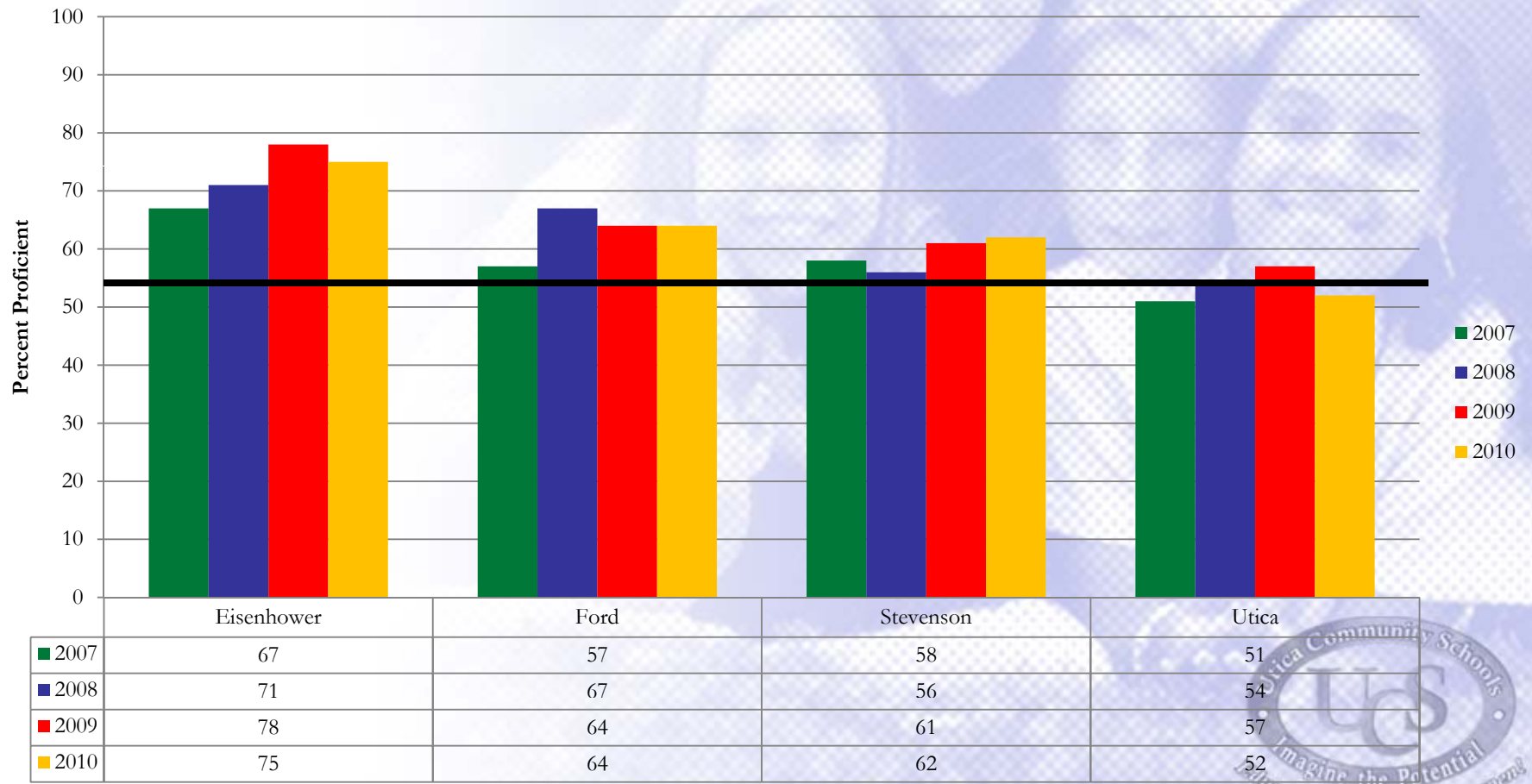
# 2010 Michigan Merit Exam UCS District Subscore Data

**MME District Writing Subscores**



# 2010 Michigan Merit Exam UCS High School Data

## MME 2010 Mathematics

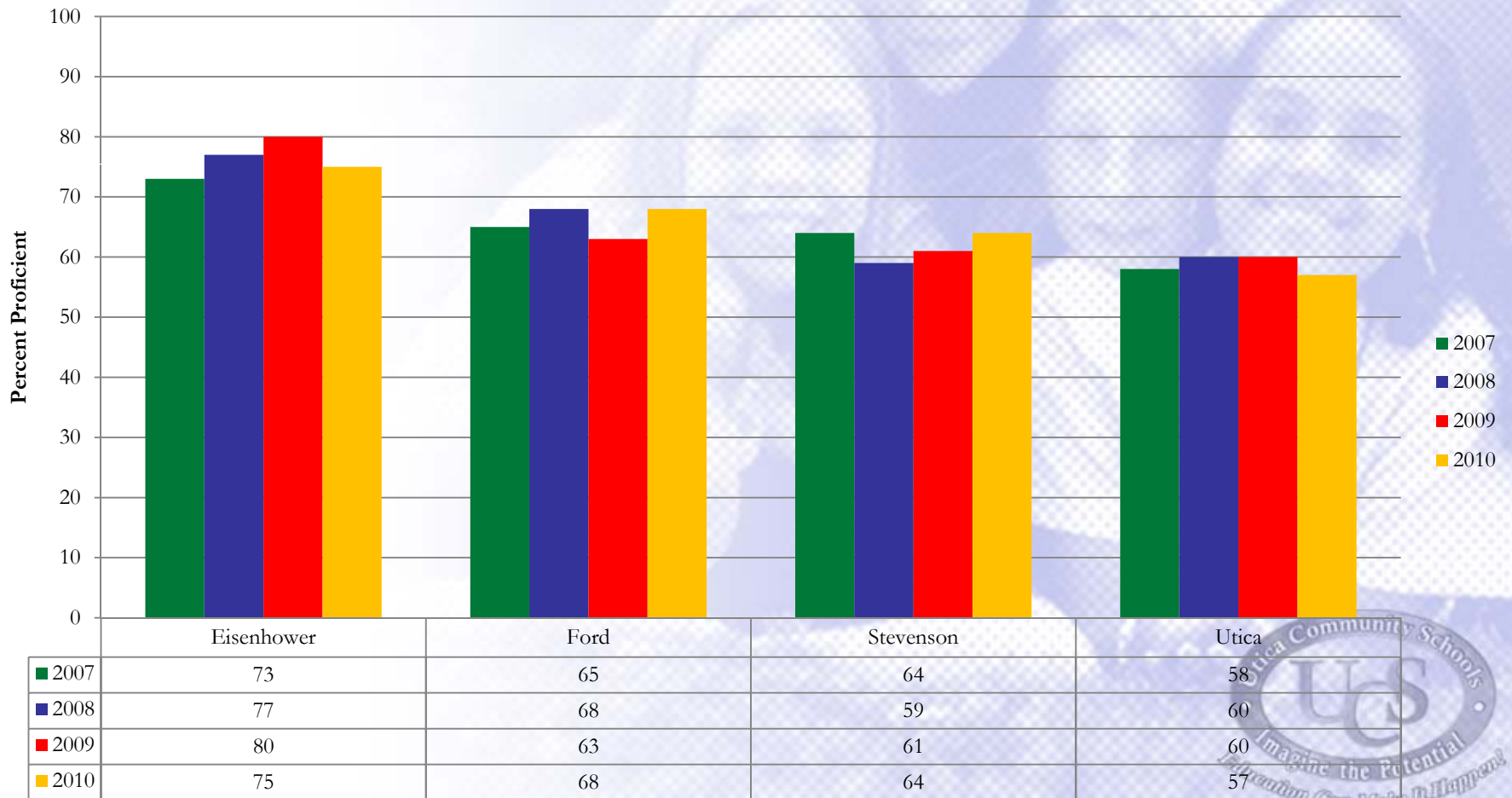


AYP Target: Mathematics 55%



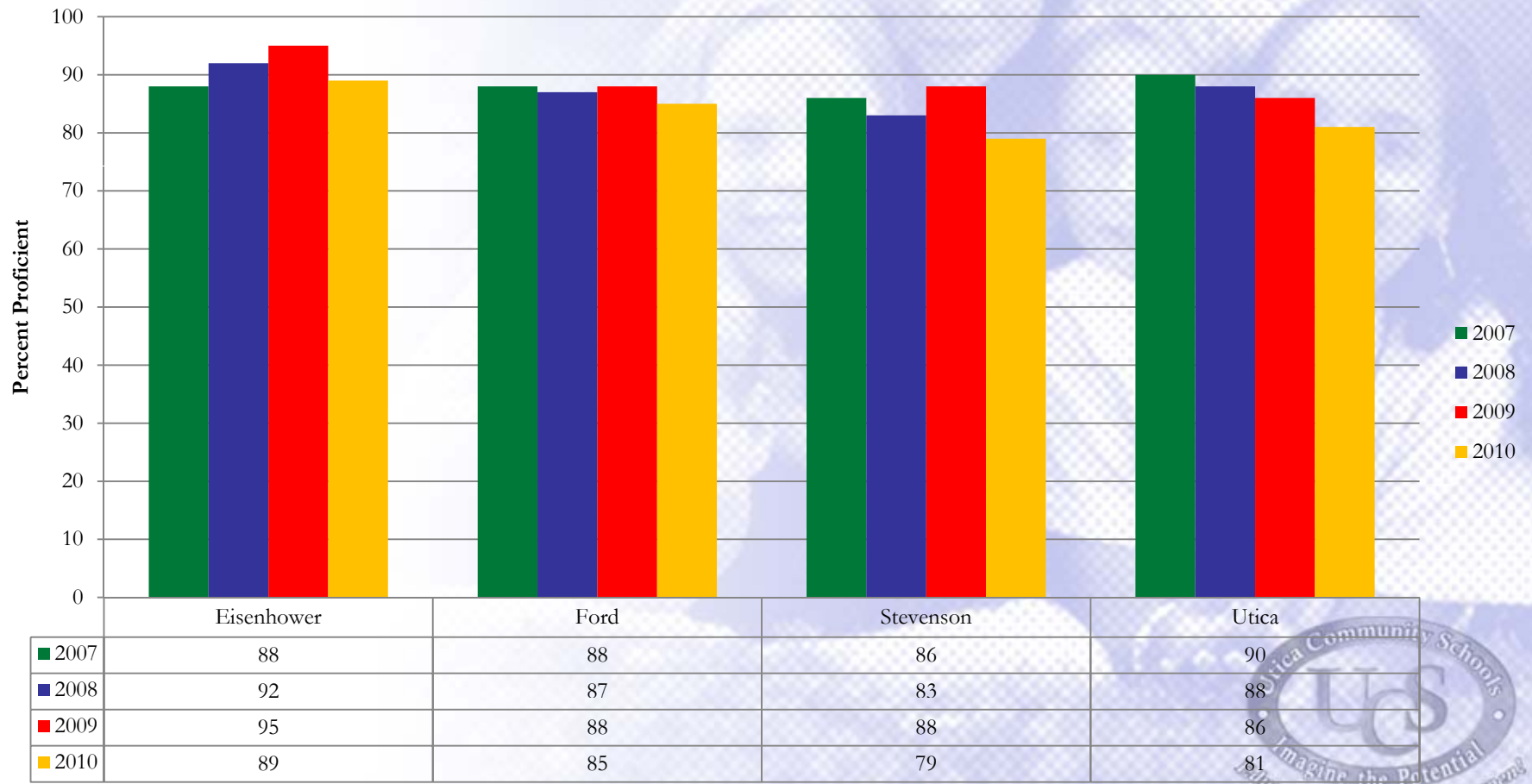
# 2010 Michigan Merit Exam UCS High School Data

## MME 2010 Science



# 2010 Michigan Merit Exam UCS High School Data

## MME 2010 Social Studies





## UCS Indicators of Excellence

**GOAL 2:** The school district will implement a world-class instructional program.

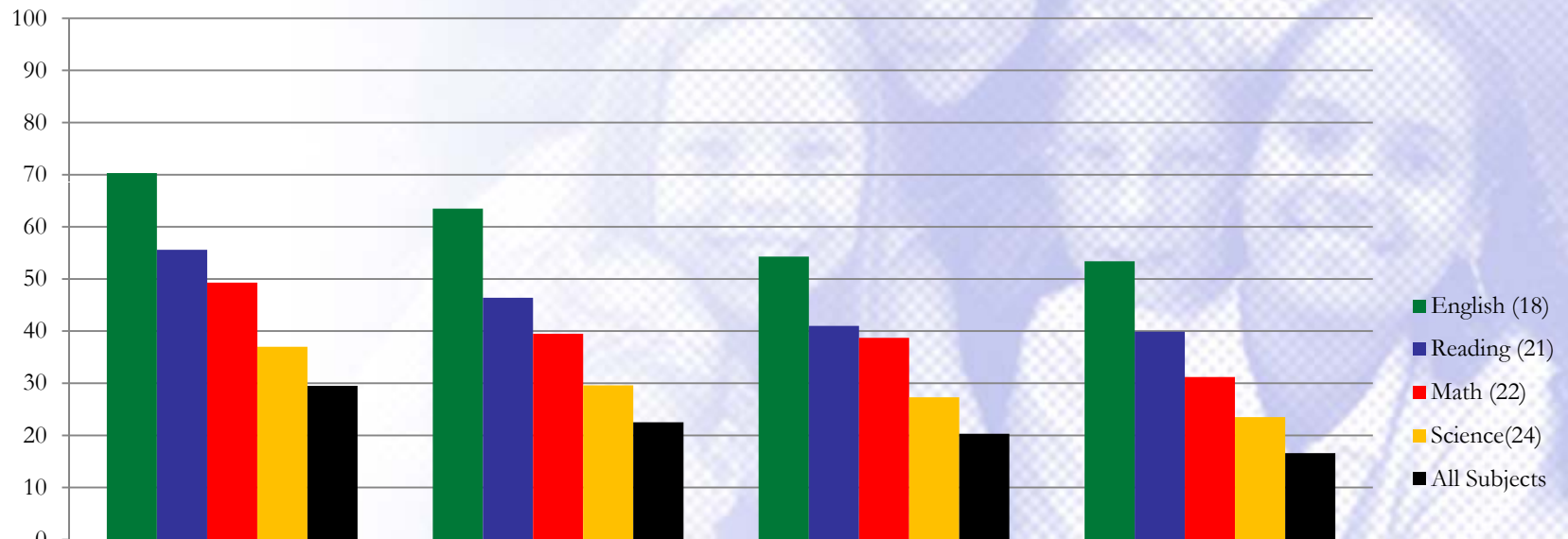
### **Indicator 2.2**

All students will be prepared to effectively function in a diverse global society.



# UCS Indicators of Excellence

## College Readiness Benchmarks



	Eisenhower	Ford	Stevenson	Utica
■ English (18)	70.3	63.5	54.3	53.4
■ Reading (21)	55.6	46.4	41	39.9
■ Math (22)	49.3	39.5	38.7	31.2
■ Science(24)	37	29.6	27.3	23.5
■ All Subjects	29.5	22.5	20.3	16.6



# Graduation and Dropout Rate Comparisons

2009 Cohort 4-Year Graduation and Drop Out Rate

District	Graduation Rate	Dropout Rate
<b>Utica Community Schools</b>	<b>91.74%</b>	<b>2.82%</b>
Armada Area Schools	90.32%	5.16%
Romeo Community Schools	89.42%	3.89%
Richmond Community Schools	89.36%	6.91%

Highest graduation rates in Macomb County.





## UCS Strategies That Support The Reaching Higher Goals

- Vertical teaming across elementary, junior high and senior high continues and clusters are implementing professional development.
- Special education teachers and English language learner teachers are part of their school's data team process and professional development includes all teachers.
- Common assessments developed for grades 6 – Algebra I, Geometry, Algebra II, Biology, Physics and Chemistry are being utilized to deepen data team conversations.
- Math and science pathways established to meet the individual needs of students.





## UCS Strategies That Support The Reaching Higher Goals


- Academic Blitz, Career Expo and College Fair continue to provide opportunities for students to learn about college and career opportunities.
- Junior high schools now offering advanced placement class and high schools increased student enrollment in AP classes.
- Staff focusing on each student's educational development plan to review course selection and college plans.
- Online learning opportunities through E2020 and Michigan Virtual.
- PSAT and Explore data used to assist students in class selection.





## Utica Community Schools Future Steps

- Implementation of Power Schools in all secondary buildings for the 2010 – 2011 school year.
- Continued training in the use of Data Director.
- Align the common core standards to UCS curriculum once the state rolls out the expectations.
- Working with the MISD to provide teachers professional development on differentiation of instructional strategies in the areas of Algebra I and Algebra II.



Utica Community Schools

Every Child  
Achieves



# UCS Reaching Higher

## REACHING HIGHER

The UCS College Culture – *Aspire, Prepare, Achieve!*



0/5  
pend