

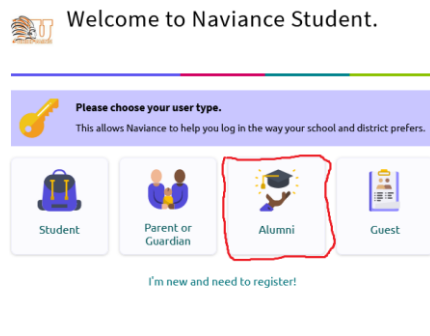
Naviance Alumni Login

First email Ms. Coletti (counseling secretary) at emily.coletti@uticak12.org and provide her with your email address you will use for Naviance.

Once that is updated go to: <https://student.naviance.com/uticahs>

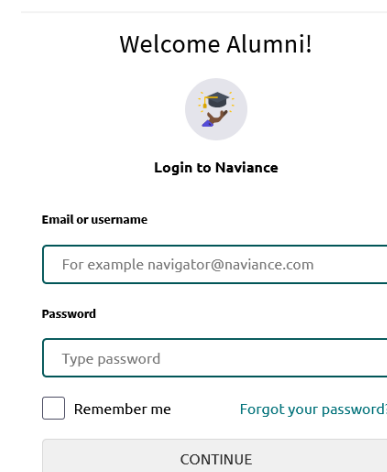
And follow these steps:

Step 1:



Step 2: (click forgot password with your email and it will send you your username and a link to reset it.) If you don't receive it please check your junk mail.

You must use your username to reset your password.



Welcome Alumni!

Login to Naviance

Email or username
For example navigator@naviance.com

Password
Type password

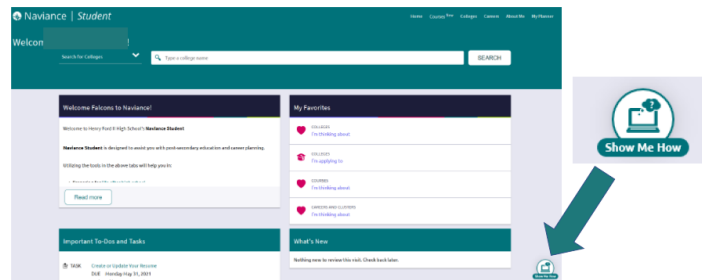
Remember me [Forgot your password?](#)

CONTINUE

Step 3 (show me how button)

Show Me How Button

Once you log into Naviance this is the page you will see. Make sure you use the Show Me How Button to learn all the tools available to you.



Show Me How




The Show Me How tool in Naviance Student provides step-by-step instructions on how to do many of your college tasks. Use these Guided Tours to assist you in completing your tasks.

Show Me How (BETA)

Search

Colleges
Courses - Content Coming Soon!
Careers - Content Coming Soon!
About Me - New Resume Content!
My Planner - Content Coming Soon!
Check out "Show Me How"



Or you can go directly to “colleges I’m applying to and request your final transcript. Select your college/university and then click the pink button in the upper right corner to request your transcript be sent.

We CANNOT send common app schools through Naviance.