

September 09, 2024

Eppler Express



Monday, September 9	Thursday, September 12
<ul style="list-style-type: none">Student Council Meeting, 2:15 - 3:00 pm, Room 109	<ul style="list-style-type: none">None.
Tuesday, September 10	Friday, September 13
<ul style="list-style-type: none">Handbook Presentations Aux Gym 2nd Hr – 7th / 3rd Hr – 8th / 5th Hr – 9th	<ul style="list-style-type: none">UHS Varsity Football v Grosse Pointe South Swinehart 7:00 pm
Wednesday, September 11	Saturday, September 14
<ul style="list-style-type: none">Picture Make-Up Day : Media Center	<ul style="list-style-type: none">None.
	Sunday, September 15
	<ul style="list-style-type: none">None.

What's Inside:

What's Happening this Week at Eppler

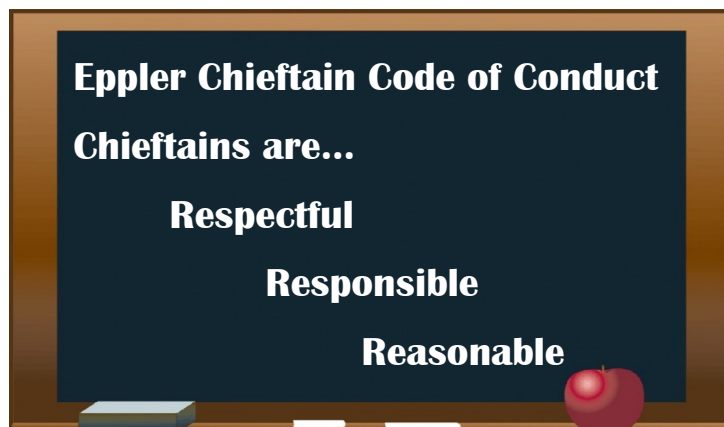
Upcoming Activities

Additional Information:

- [School News & Information](#)
- [Sports Information](#)
- [Clubs & Organizations](#)
- [District News](#)
- Educational Camps/Enrichment / Activities/Community Ed
- In Case You Missed It
- [Power School](#)
- [Reward Programs](#)
- [Early Dismissals/Attendance](#)

Important Websites and Resources:

- [Counseling Information](#)
- [UHS Athletics Boosters](#)
- [Eppler Website](#)
- [Eppler Express](#)
- [PaySchools](#)
- [Student Handbook](#)
- [UCS District Website](#)
- [Report Bullying](#)
- [PowerSchool Portal / Information](#)



School News & Information

Vision and Mission Statements

Our Vision Statement: Eppler Junior High School, in partnership with our community, will empower students to achieve their full potential and become productive contributors in a diverse society.

Eppler Junior High School Mission Statement: The Eppler community will collaborate to foster a safe, respectful, and inclusive learning environment that will inspire growth, excellence, and achievement.

Project Proposals for Eppler

WHAT'S NEXT FOR UCS? PROJECT PROPOSALS FOR EPPLER JUNIOR HIGH SCHOOL



SAFETY

PHASE 1: Projects in this phase will be scheduled for summer 2024 through 2026

- Create additional layers of security to limit access for exterior entry points at main entrance and corridors, such as shatter-resistant glass
- Replace drinking fountains with water bottle filling stations

SUCCESS

- Modernize school sign with digital technology

PHASES 2-5

- Upgrade network infrastructure
- Upgrade security systems (cameras and access control)
- Improve the track and bleachers

- Improve exterior façade and landscaping
- Upgrade the gym's lighting and audio system
- Improve the media center
- Renovate restrooms
- Upgrade power systems
- Upgrade interior and exterior lighting systems
- Purchase instructional technology equipment for classrooms
- Purchase computers for students and staff
- Purchase classroom furniture
- Purchase media center furniture

PROJECTS IN PROCESS/COMPLETED

- Replace interior door hardware to integrate improved locking system based on industry-level safety standards*
- Replace public address system*
- Upgrade HVAC system*

*Funded by 2018 bond issue



UTICA
COMMUNITY
SCHOOLS

WWW.UTICAK12.ORG/SAFETYANDSUCCESS

Another successful first day at Eppler. Staff and students looking forward to a great year!!!!



For the 2024-25 school year, parents and students will submit payments for all AP exams to APTS : [Utica Community Schools AP® Exam Payment Submission \(aptsusa.com\)](https://aptsusa.com).

Students will need to complete the process to join an AP class section or AP exam only section to register for an exam

Parents and students will receive an invoice via the email address listed in PowerSchool, from info@aptsusa.com or Payments@aptsusa.com. Emails will be sent beginning October 1, 2024. Parents and students may receive up to 5 emails regarding payment.

The cost per assessment is \$105.00. Currently, all students are required to pay a \$40.00 deposit for each exam. The remaining balance will be invoiced in January 2025. This information is posted on the UCS College Central page.

Utica CSD 2024-2025 AP® Exam Registration

Join your 2024-2025 MyAP Classroom:

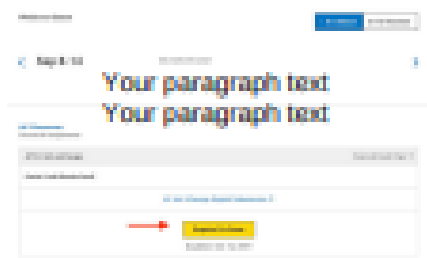
- All students will be able to join an AP® Classroom on the College Board MyAP at <http://myap.collegeboard.org> where they will be able to access College Board provided course resources and materials as well as an individualized performance dashboard.
- Teachers will be able to use the resources in the MyAP AP® Classroom for assignments, classroom activities, test and quizzes and more.
- Students will log into the MyAP site at <http://myap.collegeboard.org> with their College Board profiles and JOIN the AP® Class with a Join Code (access code) that will be distributed by teachers by September 18, 2024. (Simply click on "Join Exam/Class" and enter the code.)

How to register for 2024-2025 AP® Exams:

AP Exam Fees for 2024-2025 is \$105 per exam (\$155 per AP Capstone exam)

To register for the optional AP® Exams, the additional steps need to be completed:

- **STEP 1: Activate Exam on MyAP** - Students who have joined the AP Classroom on MyAP and choose to take the optional exam, **must also activate the exam by clicking on the yellow "Register for Exam" button** in the class dashboard.
 - **Deadline to activate your exam is September 18, 2024**



- **STEP 2: Submit Exam Deposit** - AP Exams are \$105 each (\$155 for AP Capstone Exams). Students who have an active exam on the MyAP System as of September 18 will receive on or around October 1 an invoice for a \$40 non-refundable deposit to be submitted to complete the exam order. Submit payment online or via mailing in a check or money order.
 - **Deposit must be submitted by October 31, 2024 to order an exam for May 2025.**
 - **BOTH the exam deposit payment AND exam activation steps MUST be completed by October 31, 2024 to have an active exam order.**
 - **LATE registration will open on November 16 with a penalty fee. NO payments or orders will be accepted or processed between November 1 and November 16, 2024**
- **STEP 3: Submit Balance Due** - Students who successfully completed step 1 and 2 above by will receive a custom digital invoice for the balance of fees due. The invoice will be emailed in January. **Deadline to submit the balance of fees due is February 14, 2025**
- Visit <http://aptsusa.com/utica> for more information

Utica CSD 2024-2025 AP® Exam Registration

Frequently Asked Questions:

What if I can't log into my College Board account?

- Don't create a new one! Each student should have only ONE College Board account which houses AP, PSAT and SAT scores and information. For log in help visit:
- <https://pages.collegeboard.org/account-help> or <https://myap.collegeboard.org>

What if I qualify for a fee reduction?

- All students regardless of status submit a \$40 deposit by October 31. Students who have successfully been approved for Free-Reduced Lunch status AND who sit for the exam in May will be eligible for a partial refund per the MA State subsidies (Amount to be announced).

How do I submit the fees?

- Exams are \$105 each (\$155 per AP Capstone Exam). You will receive a custom invoice for a \$40 per exam deposit based on the exams you activated on MyAP. Payment can be submitted by clicking the Pay Now button in the top left of the invoice OR by mailing in a check or money order. (Instructions on the invoice.) A second invoice will be issued in January for the balance due. A 3.1% credit card processing fee is charged for debit/credit card payments.

I want to add an exam that is NOT on my invoice. What do I do?

- Email info@aptsusa.com to request an updated invoice.
- You will need to confirm that you have also joined the College Board MyAP dashboard with the appropriate Join Code for your exam. Penalty fees apply for registering an exam as of November 16, 2024. FINAL Day to add an exam or make payments is February 14, 2025.

I want to cancel an exam that is on my invoice?

- Email info@aptsusa.com to request that exam be removed
- If you have already paid a deposit or fees for that exam, the refund amount will be adjusted based on the policy posted on <http://aptsusa.com/utica>

2024-2025 Important Deadlines:

Exam Activation Deadline

September 18, 2024

Exam Deposit Payment Due

October 31, 2024

Balance of Fees Due

February 14, 2025

FINAL Day for AP Registration (Final Payments or to add an order): Feb 14, 2025

For more information and details as well as assistance and support visit

<http://aptsusa.com/utica>



MEMORIES
LAST
FOREVER
IN THE
YEARBOOK



WAYS TO ORDER

ONLINE



JOSTENS.COM/BACKTOSCHOOL

SCAN



CALL



1-877-767-5217

2024-2025 EPPLER JUNIOR HIGH
SCHOOL YEARBOOK!

NOW \$38.00

That's a savings of \$9.00

Order by 09/13/2024

JOSTENS PAYMENT PLAN

Spread out the cost of your yearbook with
three interest-free payments.

Minimum purchase requirements and eligibility restrictions apply.

YEARBOOK	\$38.00
SIGNATURE PACKAGE <small>Includes: Yearbook, Enhanced Personalization, Autograph Pens, Autograph Section</small>	\$56.00
ENHANCED PERSONALIZATION	\$9.00
ICONS	FREE!
AUTOGRAPH SECTION	\$5.00
PHOTO POCKETS	\$5.00
DONATE A YEARBOOK	\$38.00
CLEAR PROTECTIVE COVER	\$5.00



©2024 Jostens, Inc. Printed in USA. 222521/1-1000-202

Taxes, service fees and delivery fees will be added,
if applicable.

Parent Access for Schoology

Parents/Guardians,

Did you know that you can have a parent account for your child's Schoology classes? You can access each of their classes, as well as the counseling department's Schoology page. The counseling page has many resources ranging from support groups and therapy to community resources for help with everyday problems. If you would like access to your child's Schoology account (this is different than PowerSchool), you can contact the main office at 586-797-2900 to request your child's 12-digit-code and instructions.

PARENT ACCESS DIRECTIONS FOR SCHOOLGY

1. Go to www.schoology.com.
2. Click **Sign Up** at the top of the page and choose **Parent**.
3. Enter your Parent Access Code. This is the 12-digit code in **xxxx-xxxx-xxxx** format
4. To receive the 12-digit code, please contact the Main Office
5. Fill out the form with your information.
6. Click **Register** to complete.

When you use a Parent Access Code to create an account, you are automatically associated to your child. You can add additional children to your account using the Add Child button.

If your Parent Access Code does not allow you to register, or if the code does not have 12 digits, please contact techsupport@uticak12.org.

Eppler Cell Phone/Device Policy

Eppler Junior High School

CELL PHONE/DEVICE POLICY

Throughout Entire Building At All Times, Including Before and After School

NO Pictures

NO Phone Calls

NO Texting

NO Social Media

***This includes Tik Tok, Snapchat, Instagram, Facebook, and ALL others

During School Hours

Cell Phones/Electronic Devices/Earbuds/Headphones
CAN NOT be displayed or used anywhere in school without permission.

Cell Phones/Electronic Devices/Earbuds/Headphones
ARE NOT allowed in the lunchroom.

If you are found breaking Cell Phone/Device policy, your phone/device will be confiscated and brought to main office.

1st time

Taken to Office

Phone call home. Student picks up phone from office, end of day.

2nd time

Taken to Office

Parent Must Pick Up Phone

3rd time

Taken to Office

Parent Must Pick Up Phone. After School Detention

4th time

Taken to Office

Parent Must Pick Up Phone
Saturday School

5th / + times

Taken to Office.

Parent Pick Up Phone.
Phone banned from School.
Suspension

NOTE: Eppler Junior High and UCS assume NO responsibility for theft, loss or damage of your device.

The student assumes full responsibility and brings the device at their own risk.



EPPLER JUNIOR HIGH SCHOOL DAILY SCHEDULE

1ST HOUR 7:20 a.m. – 8:17 a.m.
2ND HOUR 8:23 a.m. – 9:20 a.m.
3RD HOUR 9:26 a.m. – 10:23 a.m.
4TH HOUR 10:29 a.m. – 12:08 p.m.

A Lunch Lunch 10:29 a.m. – 11:00 a.m.
Class 11:06 a.m. – 12:08 p.m.

B Lunch Class 10:29 a.m. – 11:00 a.m.
Lunch 11:06 a.m. – 11:31 a.m.
Class 11:37 a.m. – 12:08 p.m.

C Lunch Class 10:29 a.m. – 11:31 a.m.
Lunch 11:37 a.m. – 12:08 p.m.

5TH HOUR 12:14 p.m. – 1:10 p.m.
6TH HOUR 1:16 p.m. – 2:11 p.m.

EXAM DAY SCHEDULE

1ST EXAM 7:20 a.m. – 8:48 a.m.
2ND EXAM 8:56 a.m. – 10:24 a.m.

BE PROMPT!



BACKPACK

expectations for 2024-2025

**ATTENTION
PLEASE**



Beginning with the 2024-2025 school year, students will **NO LONGER** be able to carry their large backpacks during the school day from class to class. Backpacks have become a safety issue in both our hallways and classrooms. Backpacks **MUST** remain in student lockers during the school day.



Students may carry a nylon drawstring tote. These hold a maximum of two books and/or the student's assigned laptop, and can hang on the back of student chairs. Nylon drawstring totes will be available for purchase in The Chieftain Corner Store, or can be purchased at local retailers.



Eppler Jr. High

ID Badge Requirements

(directly from the handbook)



EVERY student must WEAR his or her student ID while on school grounds.

- Student IDs must be worn and visible at all times.
- Student ID must be presented to any school staff member or person of authority upon request.
- The front and back of the ID cannot be altered. Defacing or altering the student ID is prohibited.
- Wearing another student's ID card is prohibited.
- Lost, stolen, altered, damaged, and/or defaced ID cards must be replaced immediately.

Students who fail to adhere to the above are subject to an after school detention and replacement fee.

\$5 ID REPLACEMENT for lost/broken IDs

3 times without ID = detention

6 times without ID = automatic \$5 ID replacement & Saturday School

If you are caught not wearing your badge in school 6 or more times, another badge will automatically be printed, and a \$5 fee will be placed on your student account to be paid. **(EVEN IF YOU ALREADY HAVE A BADGE)**

****Students who are insubordinate or persistently disobedient are subject to further school consequences.**

Lunch Deliveries : REMINDER



Food Deliveries: Food that is delivered by a service such as Door Dash or Grub Hub will not be permitted at Eppler. due to school safety concerns and the disruption to the school day, we cannot accommodate such deliveries. we ask that all students bring their own lunch or buy a lunch from the cafeteria. If a student forgets their lunch, they may borrow against their lunch account in the cafeteria, or a parent may drop off a lunch for their student. However, if the food dropped off is from a restaurant, the student will be asked to eat it in the Main Office during their lunch hour. Coffee, smoothies, and outside breakfast brought in the school in the morning must be consumed before going into first hour. This is the practice that takes place at the high school level and Eppler is aligning with Utica High in order to provide consistent expectations for our students. If you would like to apply for the free or reduced lunch program, or to establish a lunch account for your child, please click [here](#).
Thank you for your understanding and we appreciate your support.

Dress Code Rules - REMINDER

Dress code:

Please address the following dress code items with your child:

- Hoods/hats are not to be worn in the building.
- Clothing must not show bare mid-drifts, shoulders, cut too low or any derogatory or drug/alcohol messages.

Student Drop-off after 7:20

Parents, please be aware that there is often no need to come into the building when you are dropping off your child at school if they are late or after an appointment. The only reasons we will require you to come into the building are if you are picking up your child, for which you will need ID, or if you are dropping off anything for your child, which we ask that you label for their pick-up. Other than that, please feel free to stay in your warm and dry vehicle (on cold and rainy days) and enjoy whatever you may be listening to from your playlist! Thank you!!

Parent Student Handbooks

Please use the following link to access the Parent and Student Handbooks for the 2023-2024 school year.

[UCS Handbook](#)

Lost and Found

Please stop in the Counseling Hallway to check out the selection of Lost and Found items.

All unclaimed items will be donated to a local re-sale shop on June 7th.



School Safety

Safety remains a priority for our school. Eppler Junior High School is once again providing training to our students and staff on our safety protocols. The protocols identify actions that students may be asked to take in the event of a potential incident: hold, secure, lockdown, evacuate and shelter.

The protocols will continue to be part of the training while practicing our regular school safety drills, such as fire drills, security drills, tornado drills, evacuation procedures, etc.)

The video is available for you to review at this link: [UCS School Safety: Standard Response Protocol – Junior High - YouTube](#) If you have any questions, please contact our office.



Early Dismissal Procedures

We have a new process for early dismissals. When you arrive at Eppler please ring the bell at our Main Office door, let us know your student's name, show your id to the camera and we will let you in to our vestibule. With your cell phone please scan the QR code on the red "Scan For Early Dismissal" poster on the wall, type in the information requested, and we will call your student down to leave with you.

STUDENTS: You must come through the front office to exit the school.

How to Report an Absence

- When a student is going to be absent, parents/guardians should report the absence before the school day begins. Calls to the attendance line can be made 24 hours a day, seven days a week. The Shelby Attendance Line is **586-797-2799**. Absences will be input to PowerSchool by 4:00 pm on the date of the absence.
- Per UCS policy, the following reasons for an absence will be accepted as an excused absence; student illness, hospitalization, doctor ordered bed rest, mandatory court appearance, death in the immediate family, family vacation, medical appointments and administrative permission. **All other absences will be unexcused.**



Utica High School Athletic Department

Troy Hayes – Athletic Director

Utica Athletic Event Admissions Policy

1. All students (home and visitor) must present a school ID for entrance to the game.
2. Only students from the competing schools shall be admitted without adult supervision.
3. All junior high / middle school students must present a school ID AND be supervised by an adult. The adult must attend the event with the student and may not leave the student unsupervised.
4. Tickets are available for presale on GoFan. Tickets may also be purchased at the gate using a credit card or cash.
5. All senior citizens (62+) and children under 12 (with an adult) are admitted free of charge.
6. All patrons must remain in the stands or concourse area. Only team and athletic department personnel are allowed on the sidelines.

UCS
7th & 8th GRADE FOOTBALL
2024

Game Times: @ 3:30 pm and 5:00 pm

Stadium Game Times: 4:30pm & 6:30pm

<u>Tuesday, September 17</u>	<u>Tuesday, September 24</u>	<u>Tuesday, October 1</u>
Eppler @ New Haven	Anchor Bay South @ Davis	L'Anse Creuse South @ Davis
Davis @ Jeannette	Algonquin @ Jeannette	Anchor Bay South @ Eppler
Bemis @ Shelby	Fraser @ Bemis	Anchor Bay North @ Malow
Malow @ Fraser	Seneca @ Malow	Iroquois @ Shelby
	Shelby @ Anchor Bay North	Bemis @ L'Anse Creuse East
	<i>Bye: Eppler</i>	Jeannette @ New Haven
<u>Tuesday, October 8</u>	<u>Tuesday, October 15</u>	<u>Tuesday, October 22</u>
Jeannette @ Eppler	Eppler @ L'Anse Creuse South	Eppler @ Algonquin
Davis @ Algonquin	New Haven @ Davis	Shelby @ Malow SW
Malow @ Iroquois	Malow @ Romeo	<i>Bye: Davis</i>
Romeo @ Shelby	Shelby @ Seneca	
L'Anse Creuse North @ Bemis	Bemis @ L'Anse Creuse Central	
	<i>Bye: Jeannette</i>	
<u>Wednesday, October 23</u>	<u>Tuesday, October 29</u>	
L. Cre South @ Jeannette SW	Davis @ Eppler SW	
Wyandotte @ Bemis R	Jeannette @ Anchor Bay South	
	<i>Bye: Bemis, Malow, Shelby</i>	<i>R: Runkel Field</i>
		<i>SW: Swinehart Field</i>

UCS
7th & 8th Grade
Volleyball
Fall - 2024

Game Time: 4:00 - 1st game, 2nd to follow

September 23 – October 7: 8th grade game followed by the 7th grade game

October 9 – October 23: 7th grade game followed by the 8th grade game

October 28 & 30 games TBD

<u>Monday, September 23</u>	<u>Wednesday, September 25</u>	<u>Monday, September 30</u>
Davis @ Bemis	Eppler @ Jeannette	Shelby @ Jeannette
Eppler @ Shelby	Shelby @ Bemis	Davis @ Eppler
Jeannette @ Malow	Davis @ Malow	Bemis @ Malow
<u>Wednesday, October 2</u>	<u>Monday, October 7</u>	<u>Wednesday, October 9</u>
Jeannette @ Bemis	Malow @ Shelby	Bemis @ Davis
Malow @ Eppler	Bemis @ Eppler	Shelby @ Eppler
Shelby @ Davis	Jeannette @ Davis	Malow @ Jeannette
<u>Monday, October 14</u>	<u>Tuesday, October 15</u>	<u>Friday, October 18</u>
Jeannette @ Eppler	Jeannette @ Shelby	Eppler @ Davis
Bemis @ Shelby	Malow @ Bemis	
Malow @ Davis		
<u>Monday, October 21</u>	<u>Wednesday, October 23</u>	<u>Monday, October 28</u>
Bemis @ Jeannette	Shelby @ Malow	#1 vs #2
Eppler @ Malow	Eppler @ Bemis	#3 vs #4
Davis @ Shelby	Davis @ Jeannette	#5 vs #6
		<i>Higher seed is the home team</i>
<u>Wednesday, October 30</u>		
#1 vs #4		
#2 vs #5		
#3 vs #6		
<i>Lower seed is the home team</i>		

Reward Programs

Calling All Shoppers!

Eppler has a reward program at Kroger. All you have to do is shop, swipe your card, and Eppler gets cash back! The Kroger Community Rewards program makes fundraising easy by donating based on the shopping you do every day. Once you link your Card all you have to do is shop at Kroger and swipe your Shopper's Card. Here's how :



- Go to www.krogercommunityrewards.com
- Click Sign in the upper right-hand corner
- Put the email address and password used to enroll your card
- Go to "Savings & Rewards", then "Kroger Community Rewards", I'm a Customer"
- Enter the group number **EJ598** or search **Eppler Junior High School**
- Click on the organization then click "Enroll"

NJHS – Planet Green Fundraiser



Thank you to all who have donated to Planet Green! We have raised over \$400 over the last couple of years by recycling used ink cartridges and electronics! **Planet Green is no longer accepting used electronics. They are only accepting ink cartridges.** Please continue to send those into Mrs. Byron in room 19! Thank you!

NJHS is doing a yearlong fundraiser with Planet Green. Please send in **Inkjet cartridges (NO toner or laser cartridges)** to room 19. NJHS sends them to Planet Green, and then Planet Green sends Eppler a check! This fundraiser helps the environment and our school! NJHS members can receive one hour for every 5 items, but everybody is encouraged to participate!

Eppler Clubs & Organizations

Homework Club

AFTER-SCHOOL HOMEWORK CLUB

At Eppler Junior High School, we want to help your child have a successful school year. The Homework Club will be available on **Tuesdays and Thursdays** from 2:20 PM to 3:20 PM in the Eppler Media Center. Students can use this time to get academic assistance, complete assignments, work on projects, and/or study for tests. A few high school tutors are usually available. Students can ask the teacher in charge if there are tutors available that day.

Each student should bring all necessary materials and books to the media center by 2:20 PM. **Please be advised that if a student comes to Homework Club with nothing to work on, he/she will not be admitted to Homework Club that day.** All students will be expected to remain in the Media Center until 3:20 PM. Students will need to sign in each day that they participate. Students need to arrange for their own transportation home.

If you would like your child to be able to attend Homework Club, please complete the bottom portion of this form and have your child bring it with him/her the first time they attend Homework Club (only one slip is needed, and the student may come as often as they like for the school year). Phone calls and other notes will not be accepted in place of this signed permission slip.

If you have any questions regarding Homework Club, please contact your child's school counselor (Last names A-K: April.Raupp@uticak12.org / Last names L-Z: Autumn.Blanchard@uticak12.org).



EPPLER HOMEWORK CLUB PERMISSION SLIP



My child, (please print) _____, grade _____, has my permission to participate in Homework Club. I understand that it is my responsibility to provide transportation for my child at the end of the session. **My child understands that it is his/her responsibility to arrive on time, to bring all necessary materials to the Media Center, and to be prepared to work.** My child also understands that Eppler Junior High school rules apply and will be enforced. Misbehavior can lead to dismissal from being a participant in the Homework Club. Students will sign in, and if I ever want to verify my student's attendance, I will contact my child's school counselor.

Parent/Guardian Signature: _____ Date: _____

Student Signature: _____

Chess Club will be up and running again this year! We will meet September 16 from 2:15-3:15 in Mrs. Byron's room 19. Coach Marwan will teach you how to play, and how to improve your game. Please pick up the chess paper from Mrs. Byron in room 19.

Chess Club

We are the Eppler Elephants and we stomp on the competition!!

Chess club is a great way to meet new friends and to be a part of the Eppler Community! Chess will also foster critical thinking and problem solving skills! There are numerous studies linking learning to play chess with increased academic achievement.

Chess club is open to all students in grades 7-9.

We meet every Monday after school from 2:15-3:15 with Coach Marwan for practice. **Chess Club will begin September 16 at 2:15 PM in room 19.**

This club is for fun and learning new strategies. If you are interested in a competitive experience, please check out: www.ItsYourMoveChess.weebly.com for a club and tutoring provided by coach Scott Burnham.

Contact information:

School advisor: Mrs. Renee Byron renee.byron@uticak12.org

Student coach Marwan Hassan HassanM1@stu.uticak12.org



Please fill out and return this bottom portion to Mrs. Byron in room 19

Student name

grade math teacher

Parent name

parent phone number

Please make sure that your child has a ride available at 3:15 on chess club Mondays!

District News

Wellness



UTICA COMMUNITY SCHOOLS FAMILY WELLNESS FAIR

Mark your calendars! Join us for the Utica Community Schools Family Wellness Fair, a fun-filled event for the whole family. Receive valuable social-emotional learning (SEL), physical, and food and nutrition information and resources at interactive booths. It's the perfect way to invest in your family's well-being!

- ✓ SEL Resources
- ✓ Fun-Filled Activities
- ✓ Wellness Education

**SATURDAY
OCTOBER 19
10AM-1PM**

www.Uticak12.org/UCS_wellness

UTICA COMMUNITY SCHOOLS

Legacy of Excellence



Legacy of Excellence
UTICA COMMUNITY SCHOOLS

Awards

SAVE THE DATE **SEPTEMBER 19, 2024**

Join Utica Community Schools at the Palazzo Grande in Shelby Township for this free event to celebrate the inaugural Legacy of Excellence Award recipients! More details to be announced.

www.uticak12.org/legacyofexcellence

PowerSchool/Text Messaging Service

PowerSchool– [Click here](#) to go to the district's PowerSchool website

Parent Portal Access through PowerSchool

PowerSchool is the district's student information system used for scheduling, attendance, grades, and delivery of report cards. Please find more information below on how to create and access your Parent Portal Account.

To login, visit: <http://ps.ucs.misd.net/public>

Below are useful documents for you to reference and take full advantage of PowerSchool:

Parents: [Create a Parent Portal Account](#)

Helpful Tips for our PowerSchool Parent Portal: [Click here for info on how to reset your password.](#)

PowerSchool Mobile App:

1. Download the PowerSchool Parent App through your device's [GooglePlay](#) or [Apple App Store](#).
2. Enter the UCS district code: NKDJ (all capitalized)
3. When logging in through your mobile app, you will use the same username/password that you use to login through your desktop.

Questions? Contact your home school to help with your PowerSchool questions.

Text Messaging Service

Utica Community Schools Text Messaging Service

Utica Community Schools offers a texting service for parents. The service allows parents to receive important information such as school closings, safety alerts, school reminders and more, directly from their school(s) on a mobile device.

Newly enrolled UCS parents will receive a text message from the district that reads:

"Utica Community Schools messages. Reply Y to confirm, HELP 4 info. Msg&data rates may apply. Msg freq varies. schoolmessenger.com/tm"

To receive the free* text messages, simply reply "Y" or "Yes" to the message.

Even if you have not received a UCS message to join, parents may opt in by texting "Y" or "Yes" to the short code 67587.

Parents may opt out at any time by replying "Stop" to one of the messages.

*Terms and Conditions: Message frequency varies. Standard message and data rates may apply. Reply HELP for help. Text STOP to cancel. Mobile carriers are not liable for delayed or undelivered messages. See schoolmessenger.com/txt for more info.



Monday, September 16	Thursday, September 19
<ul style="list-style-type: none">Chess Club, 2:15 -3:15 pm, Room 19	<ul style="list-style-type: none">Legacy of Excellence Event Palazzo Grande 6:00 pm
Tuesday, September 17	Friday, September 20
<ul style="list-style-type: none">7/8 Football @ New Haven 3:30 pm	<ul style="list-style-type: none">None.
Wednesday, September 18	Saturday, September 21
<ul style="list-style-type: none">No School for K-12 Students	<ul style="list-style-type: none">None.
	Sunday, September 22
	<ul style="list-style-type: none">None.

[Click here](#) to view the 2023-2024 District Calendar

What students and parents are saying...

"The counselor was wonderful...very interested in helping to place my son where he should be. Thanks!!"

"The yelling has stopped and the talking has started."

"CARE is very responsive to the needs of the clients and I think it is a very good agency. I would one day like to work for CARE."

Resources:

Macomb County Crisis Center:
586-948-0222

National Suicide Prevention Lifeline:
800-273-TALK (8255)

Alateen/Alanon Family Groups:
800-813-3105

Affirmations (L.G.B.T.Q.):
248-398-7105

Family Youth Interventions/Youth Shelter:
586-465-1212

Poison Control Center:
800-222-1222C

Macomb County Office of Substance Abuse (MCOSA): 586-469-5278

Substance Abuse Prevention websites:

www.mcosa.net
www.abovetheinfluence.com
www.thetruth.com
www.drugabuse.gov



Main Office
31900 Utica Road
Fraser, Michigan 48026

586.541.CARE (2273)
www.careofsem.com



SCAN HERE TO KNOW MORE ABOUT US

Our mission is to strengthen resiliency in people and their communities through prevention, education, and services that improve the quality of life. Since 1977, CARE of Southeastern Michigan has been a leader in substance use prevention and recovery services in Macomb County. An accredited and award-winning behavioral health nonprofit rooted in the community, CARE provides real-life solutions from early childhood to adulthood so we can live healthier lives.

CARE of Southeastern Michigan is funded by Macomb County Community Mental Health Office of Substance Abuse, Macomb County school districts, state, federal and other private dollars.

Recipients of substance abuse services have rights protected by state and federal law and promulgated rules. For information, contact CARE of Southeastern Michigan Recipient Rights Advisor, 31900 Utica Road, Fraser, MI 48026, (586) 541-2273 or State Recipient Rights Coordinator, P.O. Box 30664, Lansing, Michigan 48909.



STUDENT ASSISTANCE



CARE invests in youth by working with the community, school personnel and parents to promote the healthy development and education of young people.



CARE's Student Assistance

- Does your child/student have difficulties at school or in other social settings?
- Have you noticed a change in your child's/student's behaviors and/or attitudes?
- Are you concerned that your child/student may be using alcohol or other drugs?

CARE of Southeastern Michigan understands the struggles that families are facing today. Despite all efforts, when a family is in crisis because of substance use or social and emotional health concerns, there is a greater likelihood that a young person will experience difficulties. Student Assistance offers students and their families guidance and support.

Student Assistance Clinicians specialize in at-risk issues such as substance abuse and mental health problems. A qualified Clinician will conduct initial screenings and assessments to determine the extent of a student's problems and provide resources to best help the student and their family. Students and families will receive assistance in gaining access to the most appropriate service for their area of concern.

Youth and Family Programs

Visit www.careofsem.com for locations, times, and dates for all programs.

Peaceful Alternatives to Tough Situations (PATTS):

An educational series to help youth deal with their emotions in appropriate ways by understanding their own resources and developing their own plan of action with skills that really work!

* Parent participation required

Teen Intervene:

Power of Drugs and Alcohol is a series designed to provide education, support and guidance to teens that have experienced mild to moderate use of alcohol or other drugs. This program also offers parents and guardians the opportunity to learn healthy communication skills and the importance of establishing family rules regarding alcohol or other drug use.

* Parent participation required

Parent Education Classes:

A series for parents to discuss ways to understand behavior, build self-esteem, increase cooperation and provide discipline that teaches personal responsibility. Groups include early childhood (ages 0-5), school age (ages 6-12) and teens (ages 13-18). A book for the appropriate age group is required.



INDEPTH:

INDEPTH is the American Lung Association's Intervention for Nicotine Dependence: Education, Prevention, Tobacco and Health program. A forward-thinking alternative to suspension or citation for tobacco use, including e-cigarettes. INDEPTH addresses the teen vaping epidemic in a more supportive way. This interactive program teaches students about nicotine dependence, establishing healthy alternatives and making the change to be free of all tobacco products, including e-cigarettes. INDEPTH is led by a trained CARE facilitator either one-on-one or in a group setting.

Camp CARE:

This program is offered for children/families who have been impacted by alcohol and other drugs by a loved one. Through small group discussions, children, youth and teens learn: You are not alone, identify and process feelings, how to be safe, celebrate themselves, how to handle peer pressure, conflict resolution, making healthy choices, and life skill building.

Teens Talking Truth:

T³ participates in social events, community service opportunities, and workshops that address the challenges of today's youth, with a primary focus on alcohol, tobacco and other drug prevention and a healthy teen lifestyle. T³ also works to get rid of the myth that all teens require drugs or alcohol to have fun!



Care Solace

If you or a family member are looking for help with mental health or substance use, Care Solace can help you quickly find treatment options matched to your needs regardless of the circumstance. Care Solace is a complimentary and confidential service provided to students, staff, and their families by Utica Community Schools.

The Care Solace team is available 24/7/365 and can support you in any language.

If you would like to use Care Solace to help you find a provider:

- Call 888-515-0595 (available 24/7/365)
- Search on your own OR click "Book Appointment" for assistance by video chat, email, or phone via caresolace.com/Utica.

Disclaimer:

Information on individual treatment providers was gathered by Care Solace based on criteria such as geographic proximity, whether the provider accepts the authorized user's insurance, and whether the provider is accepting new patients. The school district does not recommend, endorse, promote, or refer to any of the individual treatment providers.

UCS Wellness

Utica Community Schools works to support the physical, mental and social-emotional development of all students. Our wellness pages contain a variety of resources for students, teachers, staff, parents and community members. Check out the UCS Virtual Calming Room, Wellness Podcast and Monday Moments, and more at: www.uticak12.org/UCS_Wellness



Virtual Library Card

Students and staff can access their Virtual Library account located on their ClassLink dashboard. The Virtual Library Card gives students access to digital resources from the local library and the virtual library card - Tutor.com provides online tutoring and homework help for students.



Student Virtual Library Card

1. Click on the Virtual Library Card icon from the ClassLink dashboard.
2. Select the library assigned to your homeschool

Welcome!

Please sign in.

Select your library



3. Enter in your Virtual Library Card number and pin

Virtual Library Card number = UCS followed by the Student PowerSchool Number

PIN = MMDD (birth month and birth day)

UCS100023456

0923

Sign In

4. Click Sign in



Sterling Heights Library	Shelby Township Library	Utica Public Library	Clinton-Macomb Public Library
Bemis	Beacon Tree	Eppler	Beck
Browning	Crissman	Flickinger	Ebeling
Burr	Duncan		
Collins	Eisenhower		
Davis	Malow		
DeKeyser	Monfort		
Dresden	Morgan		
Graebner	Roberts		
Harvey	Shelby		
Havel	Switzer		
Henry Ford II	Utica High		
Heritage	West Utica		
Jeannette	Wiley		
Messmore			
Oakbrook			
Plumbrook			
Schuchard			
Schwarzkoﬀ			
Stevenson			
UAIS			
Utica Alternative Learning Center			
Virtual School (Elementary, Junior High, High School)			

Virtual Library Card – Tutor.com



1. Click on the Virtual Library Card Tutor.com icon from the ClassLink dashboard.

2. Enter in your Virtual Library Card Tutor.com number and pin

Virtual Library Card Tutor.com number = UCS followed by the Student PowerSchool Number

PIN = MMDD (birth month and birth day)

Would you like to save your login?



Virtual Library Card - Tutor.com(Suburban)

You can save your login for this application to auto login on your next visit

Fields marked as * are required

* Barcode

UCS100023456



* Password

0923

Skip

Save

4. Click Save

FREE Online Tutoring

Do you need one-on-one help with your homework?

To access the free tutoring:

- On your ClassLink dashboard, select **Virtual Library Card - Tutor.com** (the orange icon with the letter "t" on it).
 - You will need your PowerSchool number to log in. You can email your counselor to ask for your PowerSchool number (Marla.Ostrom@UticaK12.org or Autumn.Blanchard@UticaK12.org). To log in:
 - Barcode: ucs##### (ucs followed by PowerSchool number)
 - Your password is your 2-digit birth **month** and 2-digit birth **day** (example 0408 for April 8)
 - Choose **GET A TUTOR NOW**. If you want a short tutorial on how the site works, you can select **Take the tour**.

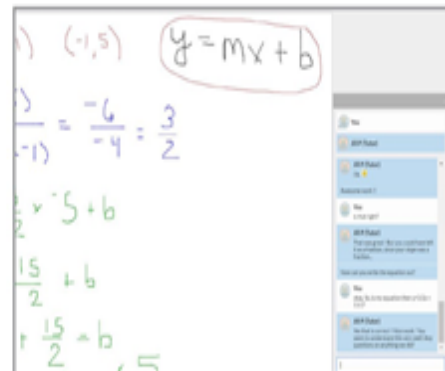
CONNECT WITH A TUTOR

Connect to a tutor quickly and easily. Select your topic, subject and grade level. Then, to get the best tutor for your problem, type out your question and, if you have a file or picture, attach it to your request.

02

CHAT WITH YOUR TUTOR

Use our online classroom to chat with your tutor and share your work on the whiteboard. You and the tutor can draw, type, paste images and use graph paper on the interactive whiteboard.



03

UCS Meals Are Nutritious And Delicious!

- UCS cafeterias offer a wide variety of different food choices to meet your student's needs
- We serve the same brand named products, like Tyson, Land-O-Lakes and Jennie-O, that you do you in your homes
- Meals follow federal guidelines for nutrition
- Meals include a variety of fresh fruit, vegetables, whole grains, low fat meat and dairy as well as low fat and fat free milk
- **To qualify for free and reduced meals students must take at least 1/2 cup fruit or vegetable with a meal.**
- **Breakfast meals include up to 2 grains, up to 2 fruits and a milk. Must take at least 1/2 cup fruit or vegetable with 2 more items to qualify.**
- **Lunch meals include a grain, meat/meat alternate, vegetable, fruit & milk. Must take 3 out of 5 with one being 1/2 cup fruit or vegetable to qualify.**
- We watch our saturated fat and sodium levels to help support our student's health needs
- Visit the Healthy Meals at School page to learn more about meal requirements

"Hey Alexa, what's for lunch?"

UCS's School Menus are digitally accessible on all devices as well as Amazon's Alexa!

Customize, view and print all school menus by clicking here or visiting <https://uticak12.nutrislice.com>



All meals are free this year thanks to the Michigan School Meals law. Students that would like to be eligible for benefits, such as pay-to-participate sports, college entrance/AP testing fees, summer EBT cards and more need to complete the Eligibility Benefits Form or the School Meals and Summer EBT Form. These forms are available at <https://utica.familyportal.cloud>.

Allergens Form

We take food allergies and student safety very seriously. If your student has any food allergies, please have your physician fill out the MDE Dietary Needs Form and return it to the food service office. [MDE Special Diet Form](#).

- 1- You must fill out a physician signed MDE Special Needs Accommodation form and send it to the Food Service office. Without this, we cannot make any accommodations. Please make sure to be specific with regards to the allergy (Example: all dairy or just fluid milk intolerance, etc.)
- 2- Because allergies can change, you MUST fill out a new form EVERY YEAR.
- 3- You must indicate to your child's school which days and which menu item you would like at least 48 hours in advance. We will not automatically have these available if we do not hear from parents in advance.
- 4- A vegetarian and nut free options are available every day, so please see the regular menu.
- 5- Juice or water are not acceptable substitutes per USDA guidelines. At this time, we have Kikkoman Soy milk as a substitute. You're welcome to send in your own milk with your child if they don't like it.
- 6- We will do the best we can to accommodate other requests but there may be some limitations. For questions, please call our food service office at 586-797-1180